

Cabinet 7 July 2021 Fostering Allowances Appendix 1

Table 1. Current levels of allowance to Havering foster carers and proposed increases.

0-10 Years	Current (0-4 years / 4-10 years)	Suggested Increase	% increase	Proposed Figure	A-E (min - max)
Level 1	£264 - £287	£90	28.50%	£354	£299 - £379
Level 2	£289 - £312	£110	32.70%	£399	£345 - £460
Level 3	£315 - £338	£110	30.20%	£425	£499 - £510
Level 4	£500	Unchanged	Unchanged	£500	£497 - £679
Level 5	£607	Unchanged	Unchanged	£607	£694 - £1179
11-16 Years					
Level 1	£332	£130	39.20%	£462	£404 - £473
Level 2	£357	£135	37.80%	£492	£450 - £578
Level 3	£383	£130	33.90%	£513	£/ - £604
Level 4	£568	Unchanged	Unchanged	£568	£560 - £723
Level 5	£675	Unchanged	Unchanged	£675	£785 - £1,223
16+ Years					
Level 1	£382	£95	24.90%	£477	£395 - £487
Level 2	£407	£100	24.60%	£507	£450 - £607
Level 3	£433	£100	23.10%	£533	£/ - £657
Level 4	£643	Unchanged	Unchanged	£643	£602 - £740
Level 5	£750	Unchanged	Unchanged	£750	£807 - £1,237

Fig 1. Total number of looked after children from 2014-20

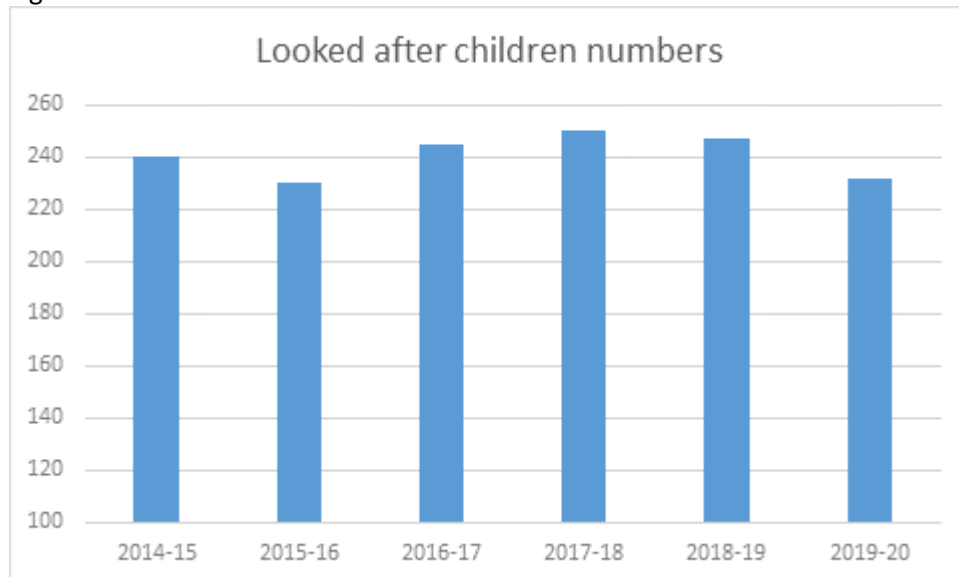


Fig 2. In-house fostering allowances for 0-10 year-olds

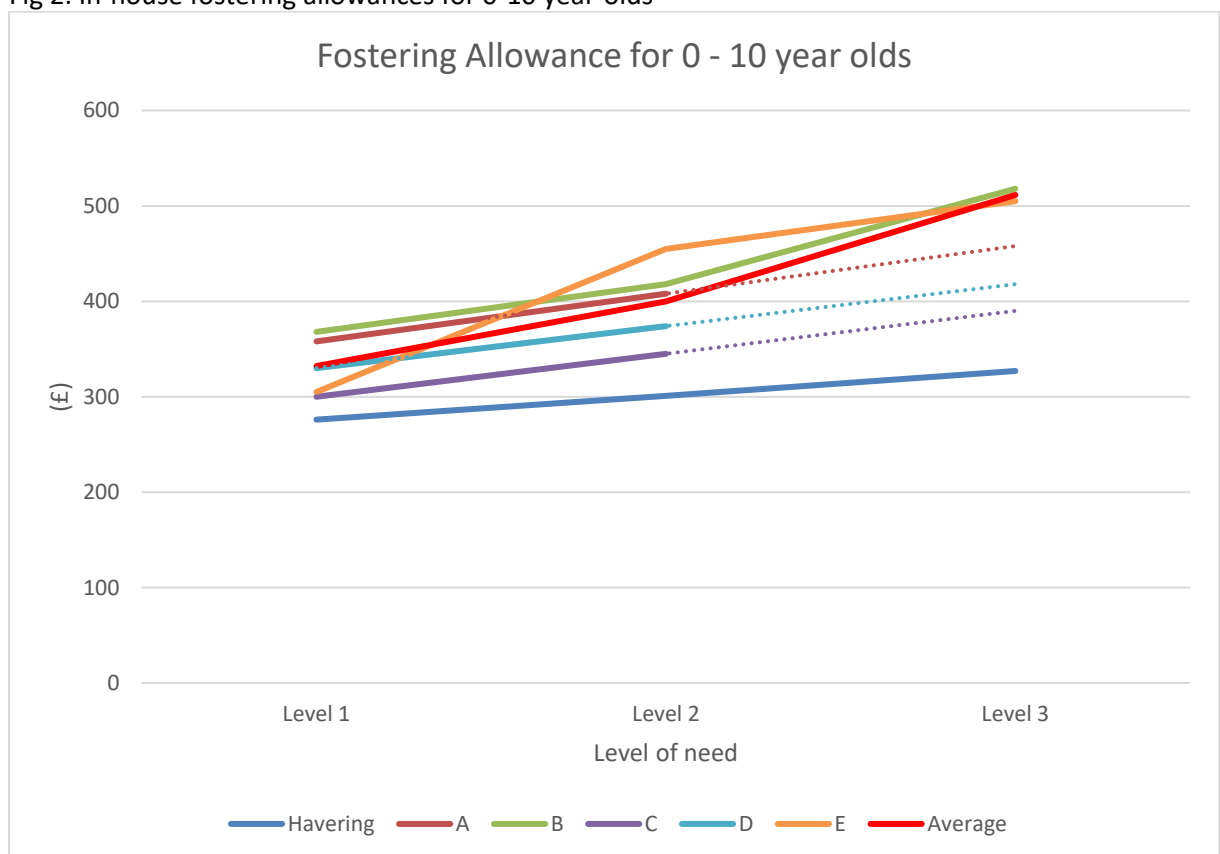


Fig 3. In-house fostering allowances for 11-15 year olds

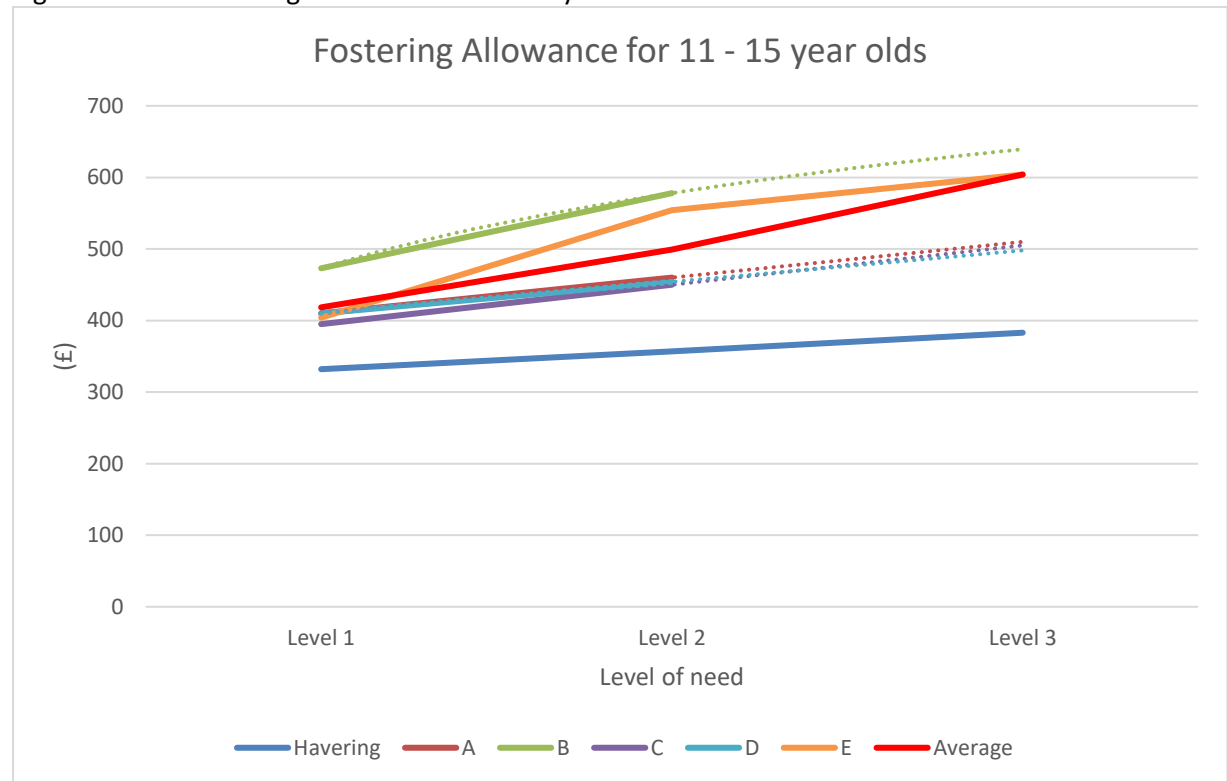


Fig 4. In-house fostering allowances for 16+

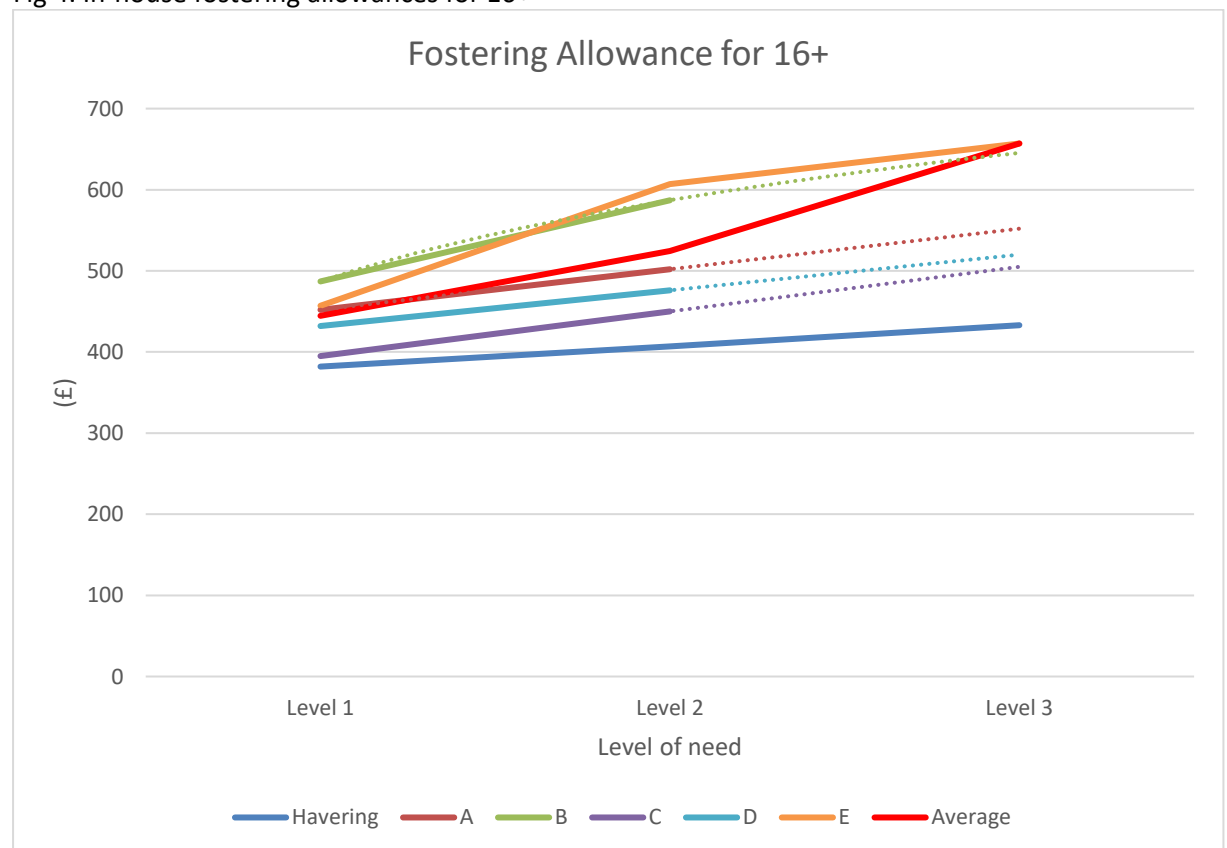


Table 2. Summary table of levels of need and the allowances paid

	Havering	A	B	C	D	E	Average
0-4 and 5-10 years							
Level 1	£264-£287	£347-£368	£357-£379	£300	£319-£341	£299-£310	£324-£340
Level 2	£289-312	£397-£418	£407-£429	£345	£363-£385	£449-£460	£392-£407
Level 3	£315-£338		£507-£529			£499-£510	£503-£520
Level 4	£500	£497-£518	£657-£679				£577-£599
Level 5	£607		£1,157-£1,179		£694-£716		£926-£948
11-15 years							
Level 1	£332	£410	£473	£395	£410	£404	£418
Level 2	£357	£460	£578	£450	£454	£554	£499
Level 3	£383					£604	£604
Level 4	£568	£560	£723				£642
Level 5	£675		£1,223		£785		£1,004
16+ years							
Level 1	£382	£452	£487	£395	£432	£457	£445
Level 2	£407	£502	£587	£450	£476	£607	£524
Level 3	£433					£657	£657
Level 4	£643	£602	£740				£671
Level 5	£750		£1,237		£807		£1,022

Table 3. Table showing the cost impact of proposed rates.

	Level 1	Level 2	Level 3	Total current cost per week	Cost with proposed figures per week	Additional cost
Current Number of Children	Age 0 - 10					
	18	8	13	£11,847	£15,089	£3,242 p/w
	Age 11 - 15					
	10	5	6	£7,716	£10,158	£2,442 p/w
	Age 16 +					
	5	6	11	£9,127	£11,290	£2,163 p/w
			Total Weekly	£28,690	£36,537	£7,847
			Total Yearly	£1,491,880	£1,899,924	£408,044

Table 4. Savings made when foster carers transferred to Havering from an IFA

Foster carers	Savings/month	Savings/year
A	£2000	£24,000
B	£5200	£62,400

Case studies: transferring from IFA to Havering

Foster carers A came from an IFA to Havering in September 2019 after feeling unsupported by their agency. They care for three Havering children (aged 10, 12, 15) under a long term fostering arrangement. Since coming over to Havering the savings from the IFA fees equates to £2,000 per month. The children will be in placement until 18 and the saving is ongoing. As a result of this positive experience Carers A felt able to recommend Havering to Carers B who they knew. Support, training and supervision was a feature of the conversations and the high level of support and the structure of supervision and training was a significant factor in them electing to foster with Havering.

Foster carers B were with an IFA. In February 2020, Havering placed with a Havering child 15 year old with a very high level of need and this was a costly placement. Throughout the year discussions were held with the carers to become Havering in-house carers and the assessment started in the same month and they were approved in January 2021. The monthly saving on the placement will be £5,200 per month or £62,400 per year.

Moreover, the carers have in placement a long-term foster child from another borough, which provides an income of £3,000 per month and they have another spare bedroom that will be occupied in due course.